

Scaled data based on original data using
LM-79-08 Approved Method: Electrical and Photometric Measurements of Solid-
State Lighting Products

Test Report Prepared for
Cooper Lighting Solutions
(formerly Eaton)

Brand: STREETWORKS

Report Number: P946322

Luminaire Tested: **GLAN-SB2A-735-U-5NQ**

Issue Date: 1/21/2025

Test Information

Test Method: LM-79-08
Report Number: P946322
TEST IS SCALED FROM IESNA LM-79-08 TEST DATA (G2-2411-289-18)
Test Lab: INNOVATION CENTER
Issue Date: 1/21/2025
Manufacturer: COOPER LIGHTING SOLUTIONS (FORMERLY EATON)
Product Line: STREETWORKS
Catalog Number: GLAN-SB2A-735-U-5NQ
Description: GALLEON AREA AND ROADWAY HIGH DENSITY LED LUMINAIRE
(2) 70 CRI, 3500K, 350mA LIGHTSQUARES WITH 26 LEDS EACH AND TYPE V NARROW OPTICS
Light Source: -
Ballast/Driver: -

Summary

Lumens per Lamp: N/A
Luminaire Lumens: 9400 lumens
Efficiency: N/A
Efficacy: 164.0 lumens/watt
Luminous Opening: Rectangular (W 0.5' x L: 1' x H: 0')
IES Classification: Type V - Short
BUG Rating: B3 - U0 - G1

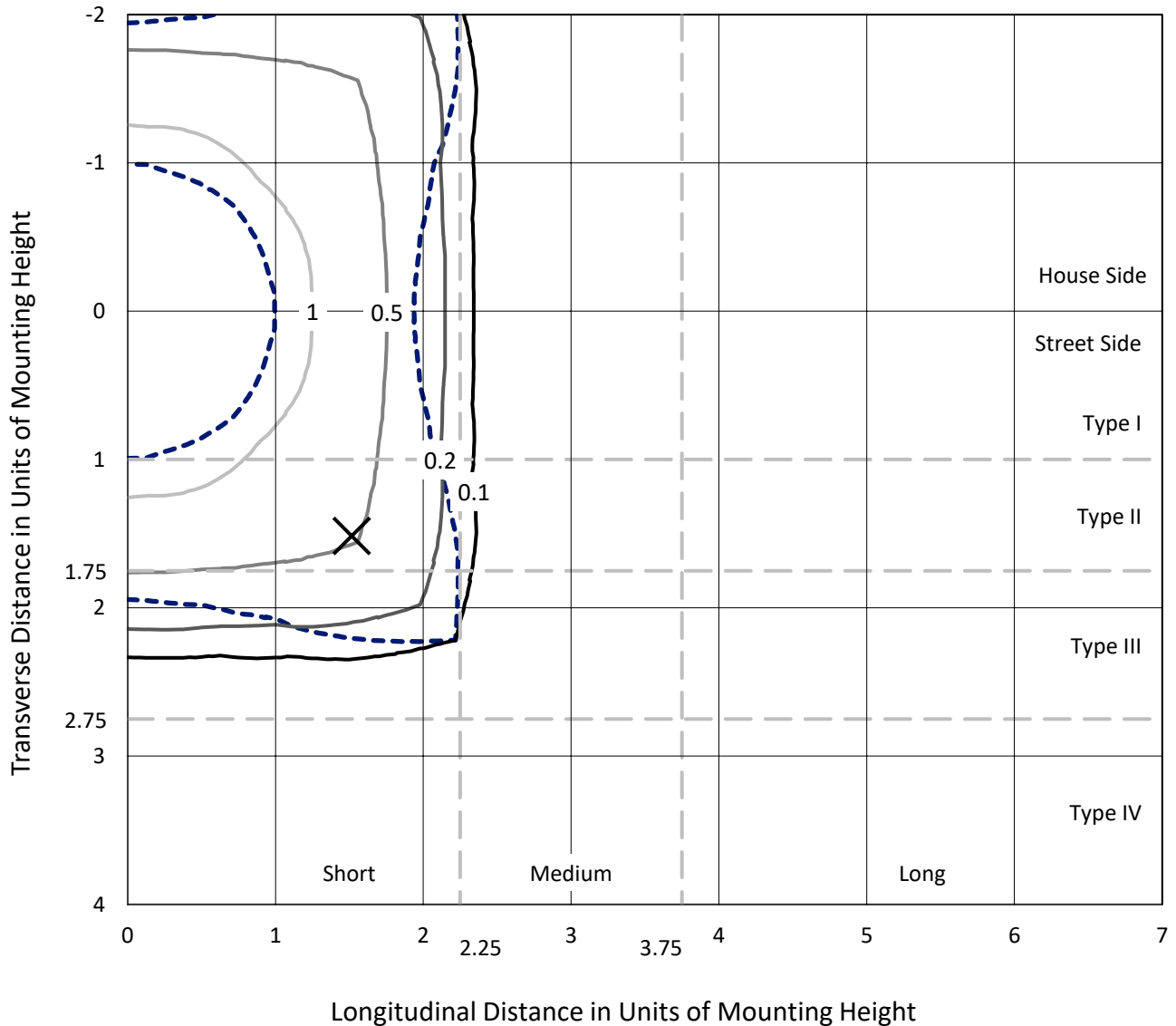
Input Watts (W): 57.3
Input Voltage (V): NR
Input Current (Ain): NR
Voltage Rise (V): NR
Power Factor: NR
Total Harmonic Distortion (THDi): NR
Frequency (hertz): 60
Stabilization Time: NR
Operation Time: NR
Ambient Temperature (°C): NR
Test Distance: 24 FT



REPORT NUMBER: P946322
 CATALOG NUMBER: GLAN-SB2A-735-U-5NQ

Iso-Footcandle Lines of Horizontal Illumination

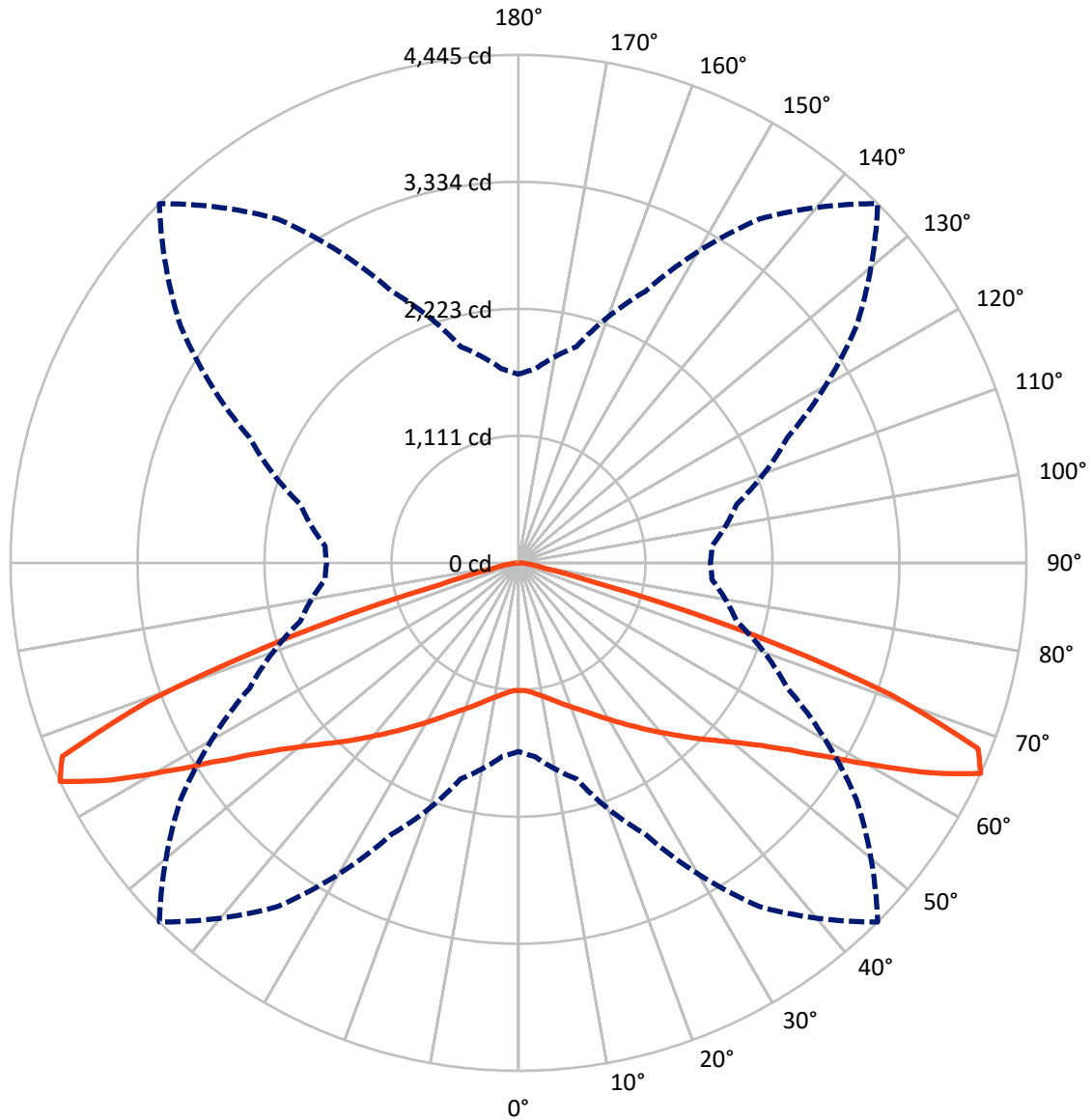
× Max cd
 - - - 1/2 Max cd



Based on 25 foot mounting height. Maximum calculated value = 1.8 fc
 Type V - Short - N/A

REPORT NUMBER: P946322
CATALOG NUMBER: GLAN-SB2A-735-U-5NQ

Luminous Intensity Polar Plot



— Vertical Plane Through 45-Deg Lateral - - - Horizontal Cone Through 65-Deg Vertical

REPORT NUMBER: P946322
 CATALOG NUMBER: GLAN-SB2A-735-U-5NQ

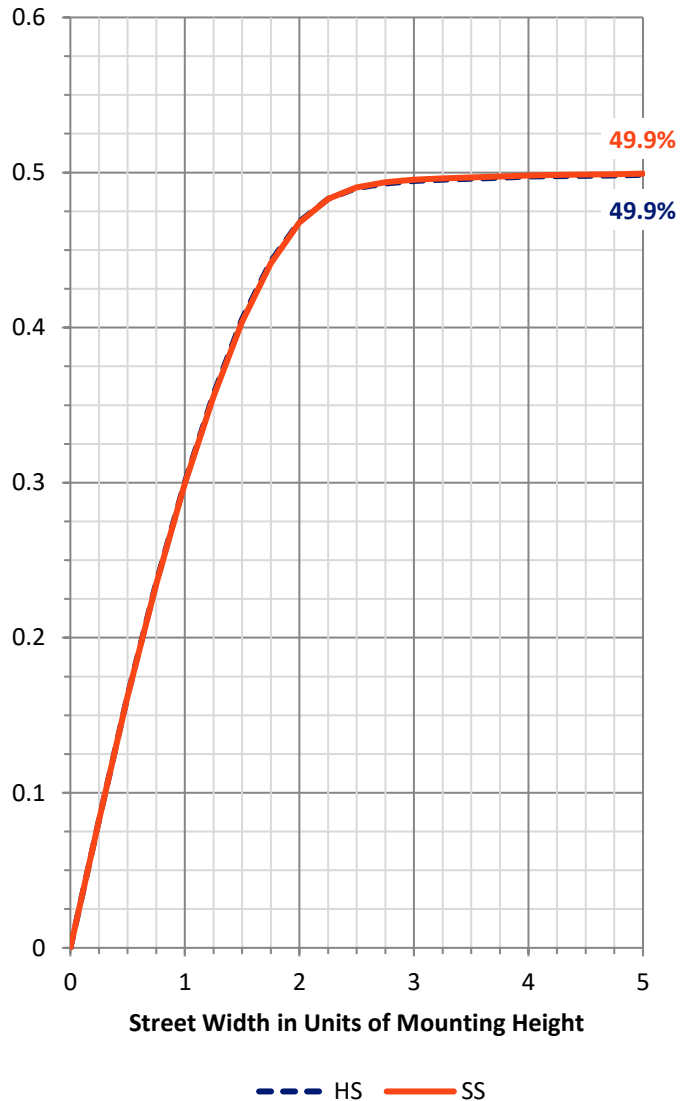
FLUX DISTRIBUTION:

		Downward	Upward	Total
House Side	Lumens	4700.0	0.0	4700.0
	% Fixture	50.0	0.0	50.0
Street Side	Lumens	4700.0	0.0	4700.0
	% Fixture	50.0	0.0	50.0
Total	Lumens	9400.0	0.0	9400.0
	% Fixture	100.0	0.0	100.0

ZONAL LUMENS:

Zone	Lumens	% Fixture
0°-10°	110.4	1.2
10°-20°	360.3	3.8
20°-30°	680.2	7.2
30°-40°	1113.8	11.8
40°-50°	1727.0	18.4
50°-60°	2551.1	27.1
60°-70°	2428.4	25.8
70°-80°	391.9	4.2
80°-90°	36.9	0.4
90°-100°	0.0	0.0
100°-110°	0.0	0.0
110°-120°	0.0	0.0
120°-130°	0.0	0.0
130°-140°	0.0	0.0
140°-150°	0.0	0.0
150°-160°	0.0	0.0
160°-170°	0.0	0.0
170°-180°	0.0	0.0
0°-90°	9400.0	100.0
0°-180°	9400.0	100.0

Coefficient of Utilization



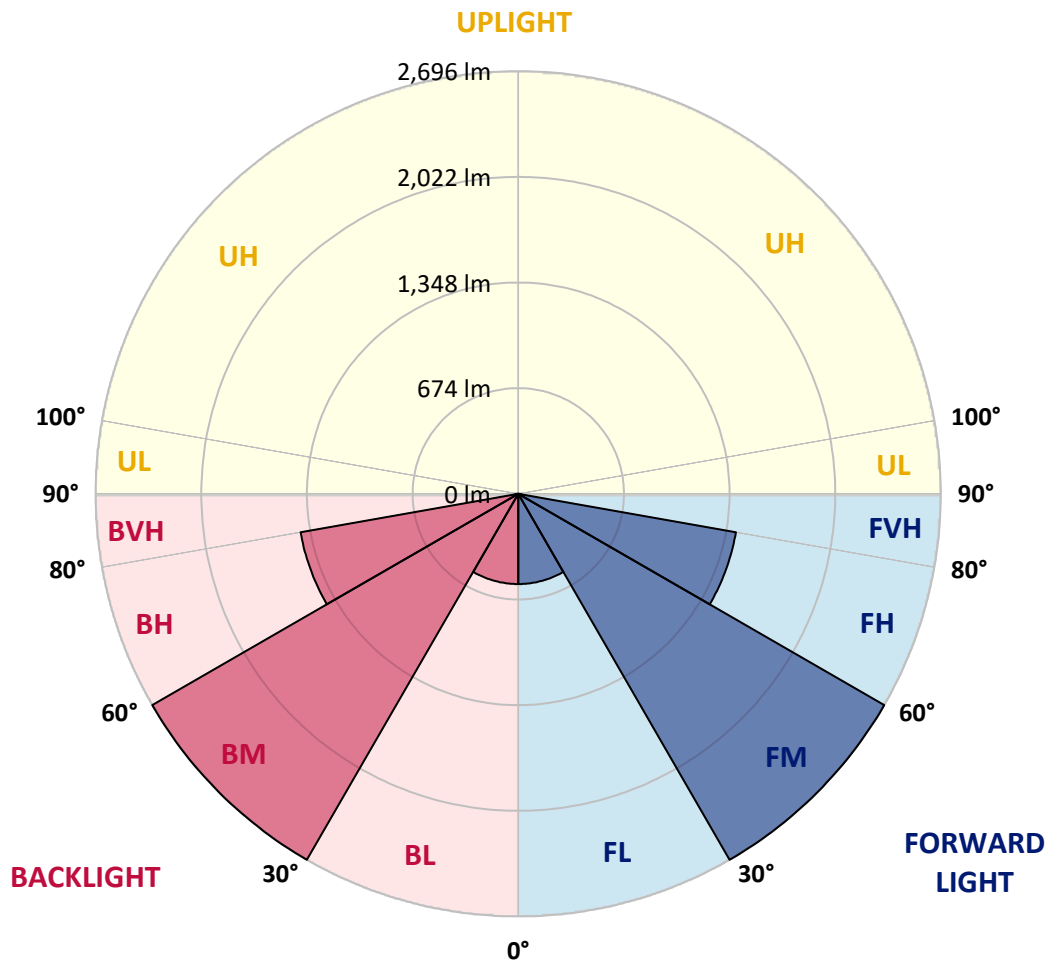
REPORT NUMBER: P946322
 CATALOG NUMBER: GLAN-SB2A-735-U-5NQ

LUMINAIRE CLASSIFICATION SYSTEM LUMEN TABLE AND BUG RATING:

Zone	Lumens	% Fixture	Zone Rating/Lumen Limit		
			B	U	G
FL (0°-30°)	575.4	6.1			
FM (30°-60°)	2695.9	28.7			
FH (60°-80°)	1410.1	15.0			G1/1800
FVH (80°-90°)	18.5	0.2			G1/100
BL (0°-30°)	575.4	6.1	B2/1000		
BM (30°-60°)	2695.9	28.7	B3/5000		
BH (60°-80°)	1410.1	15.0	B3/2500		G1/1800
BVH (80°-90°)	18.5	0.2			G1/100
UL (90°-100°)	0.0	0.0		U0/0	
UH (100°-180°)	0.0	0.0		U0/0	

BUG Rating: B3-U0-G1

Type V Short



REPORT NUMBER: P946322
 CATALOG NUMBER: GLAN-SB2A-735-U-5NQ

CANDELA DISTRIBUTION (FULL):

	0°	5°	15°	25°	35°	45°	55°	65°	75°	85°
0°	1118.7	1118.7	1118.7	1118.7	1118.7	1118.7	1118.7	1118.7	1118.7	1118.7
2.5°	1126.2	1122.5	1125.3	1122.9	1121.1	1119.2	1120.1	1123.4	1124.8	1125.3
5°	1141.3	1138.0	1139.4	1139.4	1136.1	1135.2	1135.7	1138.0	1140.9	1140.9
7.5°	1165.9	1162.6	1165.9	1164.0	1161.1	1160.2	1159.7	1161.6	1165.9	1165.9
10°	1195.6	1191.8	1193.7	1192.7	1189.4	1188.0	1187.6	1190.4	1194.2	1193.7
12.5°	1228.1	1223.9	1226.2	1223.4	1222.5	1221.0	1221.0	1220.6	1222.9	1221.0
15°	1264.4	1261.6	1262.5	1260.7	1262.1	1261.1	1257.4	1255.5	1256.4	1253.6
17.5°	1307.3	1300.7	1304.0	1303.1	1303.1	1305.0	1298.9	1296.5	1298.4	1295.6
20°	1356.9	1350.3	1351.7	1349.8	1347.4	1349.3	1341.8	1343.7	1345.1	1343.2
22.5°	1411.1	1402.6	1402.1	1403.1	1397.9	1398.4	1393.2	1397.9	1400.7	1395.5
25°	1466.8	1457.8	1463.9	1461.6	1455.0	1456.4	1452.6	1457.3	1459.7	1453.1
27.5°	1525.7	1519.6	1525.2	1526.6	1518.6	1524.3	1518.6	1522.9	1525.2	1515.3
30°	1594.6	1588.4	1593.6	1597.4	1588.0	1596.9	1592.2	1595.0	1595.5	1583.7
32.5°	1669.6	1660.1	1673.3	1675.2	1664.8	1675.7	1669.6	1673.3	1675.7	1659.6
35°	1761.0	1749.3	1764.3	1762.0	1753.0	1762.0	1756.3	1762.0	1767.6	1748.3
37.5°	1859.6	1847.4	1863.4	1859.1	1850.7	1856.8	1853.5	1857.3	1866.2	1845.5
40°	1968.1	1953.0	1974.7	1967.1	1959.1	1958.2	1960.1	1962.4	1974.2	1951.1
42.5°	2084.1	2068.1	2100.6	2088.8	2077.5	2070.0	2076.1	2080.8	2092.1	2066.2
45°	2216.6	2198.2	2240.7	2226.5	2208.6	2193.1	2203.0	2210.0	2226.5	2195.4
47.5°	2362.8	2342.1	2387.4	2383.1	2353.9	2319.9	2342.6	2362.8	2375.1	2337.4
50°	2505.7	2489.7	2549.1	2554.3	2518.5	2470.8	2502.4	2533.1	2536.4	2486.9
52.5°	2639.7	2623.6	2710.0	2742.5	2710.4	2653.8	2687.3	2718.4	2693.4	2629.3
55°	2746.7	2733.5	2843.4	2927.4	2938.2	2891.5	2911.3	2910.4	2828.3	2729.8
57.5°	2772.7	2770.8	2909.5	3087.3	3200.4	3206.1	3167.0	3067.0	2890.1	2757.6
60°	2654.8	2666.6	2857.1	3170.7	3472.6	3598.0	3428.7	3143.4	2819.8	2635.9
62.5°	2302.0	2333.1	2562.8	3068.9	3692.4	4048.9	3638.6	3027.4	2531.2	2291.2
65°	1649.7	1704.0	1957.7	2618.9	3672.5	4445.1	3608.4	2597.7	1976.6	1699.7
67.5°	748.5	803.6	1019.2	1793.1	3192.4	4337.5	3184.9	1812.0	1070.1	806.5
70°	271.2	280.6	349.9	717.8	2040.2	3456.1	2127.5	723.0	372.1	299.0
72.5°	164.1	165.5	180.2	257.0	708.9	2098.3	739.0	265.5	183.9	163.2
75°	104.2	103.3	128.3	157.1	251.4	707.9	263.6	157.1	127.8	116.5
77.5°	75.0	77.3	92.0	117.4	158.5	240.1	155.6	112.2	92.0	75.5
80°	56.1	57.5	67.0	91.5	111.3	149.5	99.0	83.0	69.3	47.2
82.5°	40.6	40.6	43.9	66.5	67.9	80.6	53.8	58.5	45.7	33.5
85°	24.1	23.6	27.4	39.6	35.4	29.7	24.5	35.8	28.8	20.8
87.5°	8.5	9.0	8.5	11.3	9.4	8.0	7.5	9.9	8.0	7.1
90°	0.0	0.0	0.0	0.0	0.0	0.0	0.0	0.0	0.0	0.0

(END C

90°
1118.7
1125.3
1140.9
1164.4
1192.7
1222.0
1254.1
1297.9
1347.4
1400.7
1460.6
1522.9
1590.8
1670.5
1760.1
1858.2
1958.7
2079.9
2211.4
2350.1
2493.0
2631.2
2733.1
2749.1
2614.2
2277.0
1679.5
794.7
295.2
166.0
117.4
76.9
48.6
33.5
20.3
6.6
0.0

OF REPORT)